






Mechanics of prescribing in General Practice

The transition from prescribing in the hospital environment to the general practice setting is a challenging one for new GP registrars. The rules, regulations and restrictions of the PBS can be bewildering. This activity should be done at orientation, or very early in the term.

<p>TEACHING AND LEARNING AREAS</p> 	<ul style="list-style-type: none"> • The PBS and RPBS, and how they work • How to write a prescription • Costs, restricted benefits, authority scripts, private scripts, Regulation 24, safety net • Prescribing S8's and drugs of addiction, State guidelines • Doctor's bag • Adverse drug reaction (ADR) reporting • PBS for Aboriginal and Torres Strait Islander patients • Computer software – allergies, medication lists, etc.
<p>PRE- SESSION ACTIVITIES</p> 	<ul style="list-style-type: none"> • PBS eLearning program – a good introduction for new GP registrars • Prescribing in private practice - Health professional education resource
<p>TEACHING TIPS AND TRAPS</p> 	<ul style="list-style-type: none"> • Always take the time to revise the patient medication list • Don't bend the rules on Authority prescriptions • Check the settings for the medication alerts on the computer software
<p>RESOURCES</p> 	<p>Read</p> <ul style="list-style-type: none"> • PBS Prescribing Medicines – Information for PBS Prescribers • PBS - General FAQ's
<p>FOLLOW UP/ EXTENSION ACTIVITIES</p> 	<ul style="list-style-type: none"> • Ask the registrar to hand write a script on an old-fashioned prescription pad • Spend an hour with the local pharmacist to observe the prescription dispensing process