






# Mechanics of prescribing in General Practice

The transition from prescribing in the hospital environment to the general practice setting is a challenging one for new GP registrars. The rules, regulations and restrictions of the PBS can be bewildering. This activity should be done at orientation, or very early in the term.

<p><b>TEACHING AND LEARNING AREAS</b></p> 	<ul style="list-style-type: none"> <li>• The PBS and RPBS, and how they work</li> <li>• How to write a prescription</li> <li>• Costs, restricted benefits, authority scripts, private scripts, Regulation 24, safety net</li> <li>• Prescribing S8's and drugs of addiction, State guidelines</li> <li>• Doctor's bag</li> <li>• Adverse drug reaction (ADR) reporting</li> <li>• PBS for Aboriginal and Torres Strait Islander patients</li> <li>• Computer software – allergies, medication lists, etc.</li> </ul>
<p><b>PRE- SESSION ACTIVITIES</b></p> 	<ul style="list-style-type: none"> <li>• <a href="#">PBS eLearning program</a> – a good introduction for new GP registrars</li> <li>• <a href="#">Prescribing in private practice</a></li> </ul>
<p><b>TEACHING TIPS AND TRAPS</b></p> 	<ul style="list-style-type: none"> <li>• Always take the time to revise the patient medication list</li> <li>• Don't bend the rules on Authority prescriptions</li> <li>• Check the settings for the medication alerts on the computer software</li> </ul>
<p><b>RESOURCES</b></p> 	<p><b>Read</b></p> <ul style="list-style-type: none"> <li>• <a href="#">PBS Prescribing Medicines – Information for PBS Prescribers</a></li> <li>• <a href="#">PBS General FAQ's</a></li> </ul>
<p><b>FOLLOW UP/ EXTENSION ACTIVITIES</b></p> 	<ul style="list-style-type: none"> <li>• Ask the registrar to hand write a script on an old-fashioned prescription pad</li> <li>• Spend an hour with the local pharmacist to observe the prescription dispensing process</li> </ul>